

بِسْمِ اللَّهِ الرَّحْمَنِ الرَّحِيمِ



For Class 1



Punjab Curriculum and
Textbook Board, Lahore

All right are reserved with the **Punjab Curriculum and Textbook Board, Lahore.**

No part of this book can be copied, translated, reproduced or used for preparation of test papers, guide books, key notes, helping books, etc.

AUTHORS

- **Faheem Hussain**
Sr. Subject Specialist (Maths),
Punjab Curriculum and Textbook Board, Lahore
- **Muhammad Khalid Siddiqi**
Assistant Subject Specialist (Maths),
Punjab Curriculum and Textbook Board, Lahore

REVIEW COMMITTEE

- Panel of International Experts

Review Committee for NOC:

COMPOSING AND LAYOUT DESIGNING

- Hafiz Inam-ul-Haq

SENIOR ARTIST

- Aisha Waheed

SUPERVISION

- Muhammad Akhtar Shirani
- Madiha Mehmood

PREFACE

Over the past three years, the Government of Punjab has engaged in an ambitious education reform project. The aim of this project has been to ensure that every child gets a good education. Some of the priority areas for improvement are curriculum, textbooks and teacher guides.

The Government of the Punjab constituted a committee to make the curriculum for Mathematics more appropriate for our children. The committee prioritized the Student Learning Outcomes (SLOs) in collaboration with the experts of Punjab Curriculum and Textbook Board, working teachers and international experts. This was done keeping in view of students' level, teachers' capacity, our environment and learning hours in an academic year.

The Class-I Mathematics textbook has been developed by the Punjab Curriculum and Textbook Board on the basis of these prioritized SLOs. A wide range of experts from Pakistan and beyond contributed to the development and review process of the textbook. This process also helped the experts of PCTB develop capability on new dimensions of developing a textbook.

We hope that these new textbooks, along with other initiatives being carried out, will help improve the education sector in Punjab and ensure our children have the skills required for a brighter future. We welcome your suggestions to improve it.

Punjab Curriculum and Textbook Board, Lahore



| Sr. No. | CONTENTS | Page No. |
|---------|--|----------|
| 1 | Comparison of objects and positions | 1 to 11 |
| 2 | Counting 1 to 9 | 2 to 19 |
| 3 | Order of numbers, comparison of numbers, missing numbers | 20 to 27 |
| 4 | Zero | 28 to 29 |
| 5 | Addition | 30 to 34 |
| 6 | Subtraction | 35 to 41 |
| 7 | Tens and ones | 42 to 43 |
| 8 | Counting 10 to 100 | 44 to 74 |
| 9 | Addition and subtraction | 75 to 85 |
| 10 | Shapes | 86 to 89 |
| 11 | Time and days of the week | 90 to 93 |
| 12 | Money | 94 to 96 |



Match similar objects with each other.





Encircle the smaller balls.



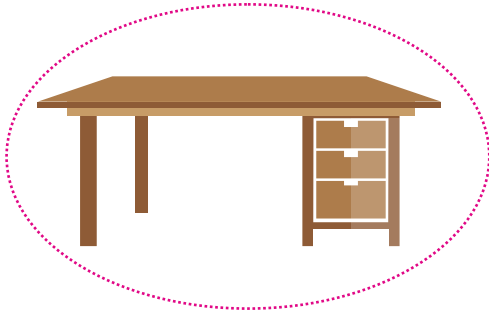


Encircle the bigger leaves.


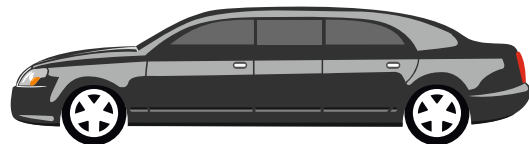



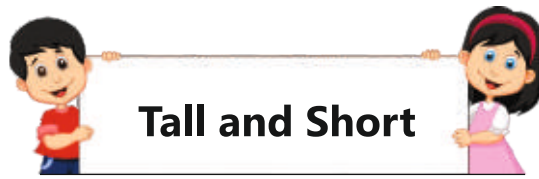


Encircle the longer object.




Encircle the shorter object.




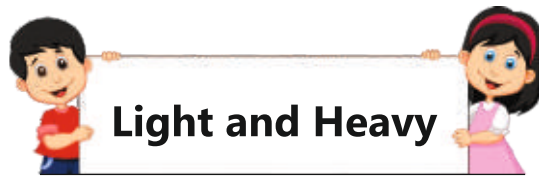


Encircle the shorter object.





Encircle the taller object.




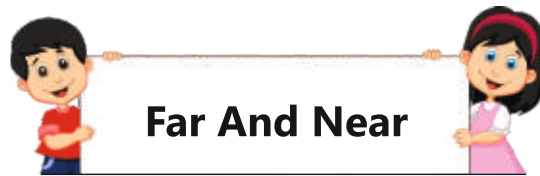


Encircle the heavier side.



Encircle the lighter side.





Encircle the car which is near the boy.



Encircle the cow which is far from the house.




Date _____




Encircle the longer object.



Encircle the object far from the tree.



Encircle the taller object.



Encircle the shorter object.



Signature _____




Inside



Outside

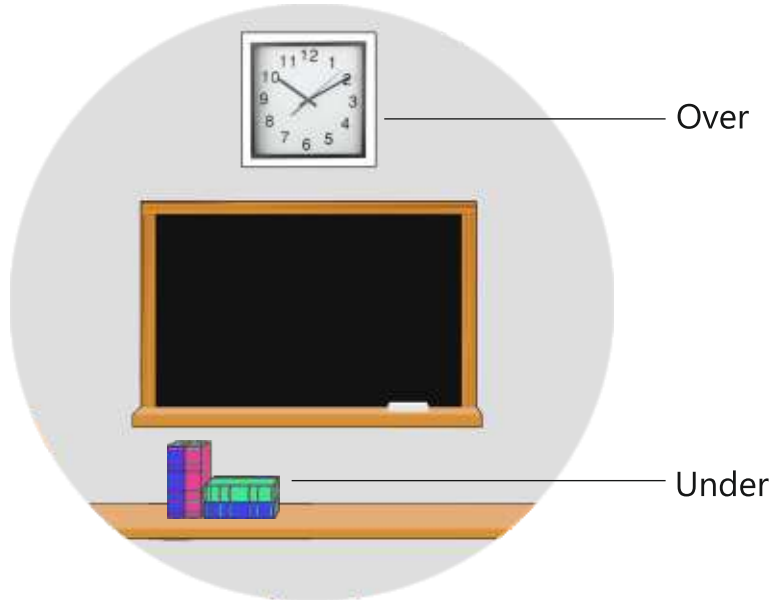


Tick (✓) the picture in which the objects are outside the pencil box.




Tick (✓) the picture in which the balls are inside the jar.




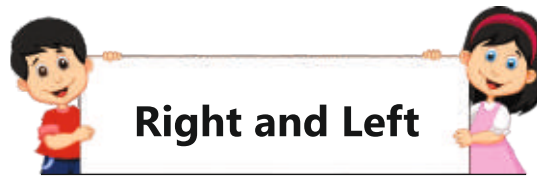


Encircle the objects under the boat.

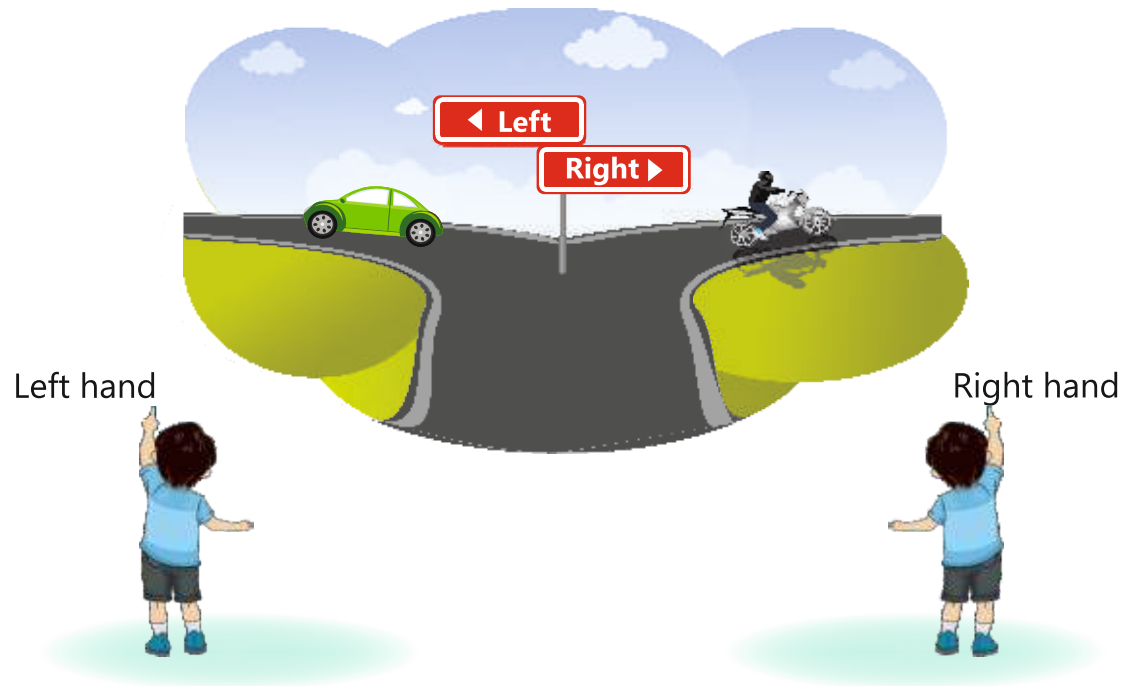


Tick (✓) the picture over the clock.





The car is going left. The motorcycle is going right.



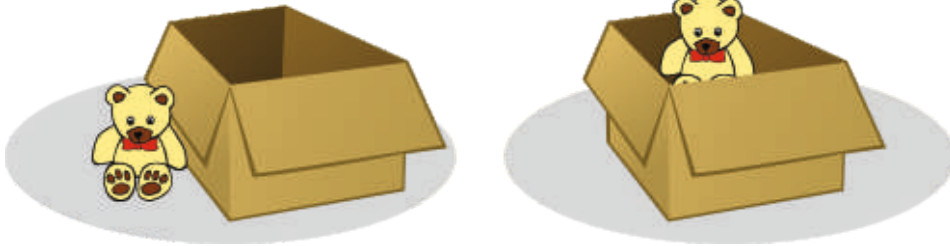
Draw a line from the strawberries to the basket in the right hand.
Draw a line from the flowers to the basket in the left hand.



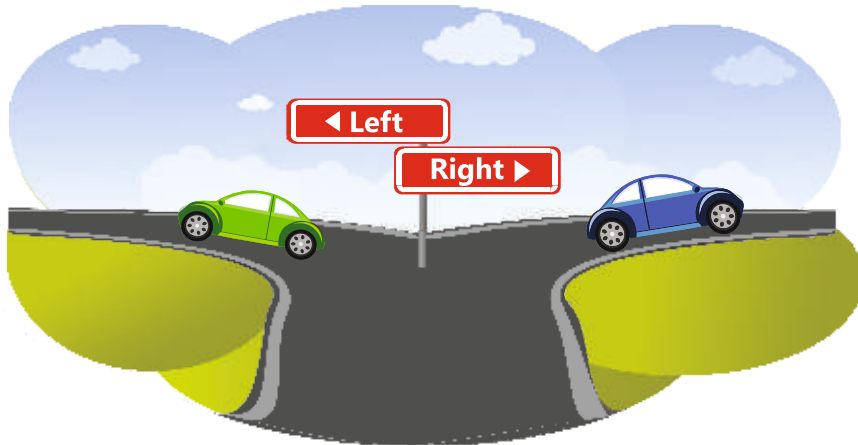
Date _____




Tick (✓) the picture in which the object is inside the box.



Encircle the car which is going right.




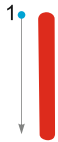
Encircle the object which is over the blackboard.




Signature _____



Join the dots and write the number.



Make 1 line.




Join the dots and write the number.



Make 2 lines.



3




Join the dots and write the number.



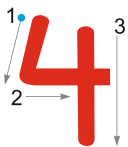
Make 3 lines.



4



Join the dots and write the number.




Make 4 lines.



5




Join the dots and write the number.




Make 5 lines.



6



Join the dots and write the number.










Make 6 lines.




Date _____

Review

Count the objects and match with the correct number.

| | | |
|---|---|---|
|  |  | 5 |
|  | | 6 |
|  | | 3 |
|  | | 1 |
|  | | 2 |
|  | | 4 |

Count the fingers and write the correct number in the given place.


| | | | | | |
|---|---|---|---|--|---|
|  |  |  |  |  |  |
| 2 | | | | | |

Write 1 to 6 in correct order.

Signature _____



7



Join the dots and write the number.



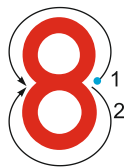
Make 7 lines.



8



Join the dots and write the number.



Make 8 lines.



9



Join the dots and write the number.



Make 9 lines.

Count the objects and match with the correct number.

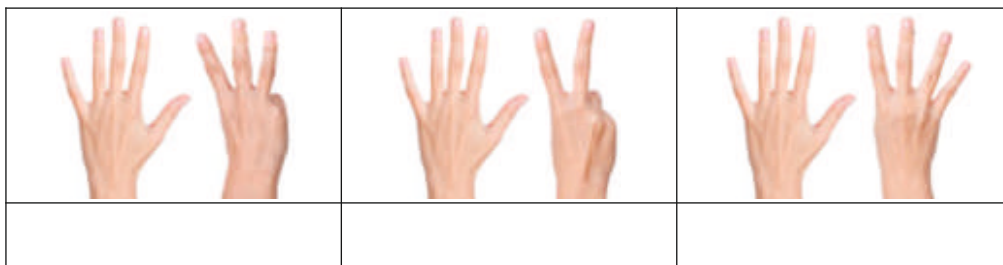


9

8

7

Count the fingers and write the correct number.



Date _____



Count the objects and encircle the correct number.



4

3

1



7

2

6



9

5

8



6

7

5




8

3

5


Write numbers from 1 to 9.

| | | |
|-------|-------|-------|
| _____ | _____ | _____ |
| _____ | _____ | _____ |
| _____ | _____ | _____ |



Count and read the number.

| | | |
|-------|---|--|
| One | 1 |  |
| Two | 2 |  |
| Three | 3 |  |
| Four | 4 |  |
| Five | 5 |  |
| Six | 6 |  |
| Seven | 7 |  |
| Eight | 8 |  |
| Nine | 9 |  |




Start from the top, count the objects and write the number.





Start from the top, count the objects and write the number.





Missing Numbers

Write the missing number.

| | | |
|---|---|---|
| 2 | 3 | 4 |
|---|---|---|

| | | |
|---|---|-----|
| 4 | 5 | ___ |
|---|---|-----|

| | | |
|---|---|-----|
| 7 | 8 | ___ |
|---|---|-----|

| | | |
|---|---|-----|
| 5 | 6 | ___ |
|---|---|-----|

Write the missing number.

| | | |
|---|---|---|
| 1 | 2 | 3 |
|---|---|---|

| | | |
|-----|---|---|
| ___ | 5 | 6 |
|-----|---|---|

| | | |
|-----|---|---|
| ___ | 7 | 8 |
|-----|---|---|

| | | |
|-----|---|---|
| ___ | 4 | 5 |
|-----|---|---|

Write the missing number.

| | | |
|---|---|---|
| 7 | 8 | 9 |
|---|---|---|



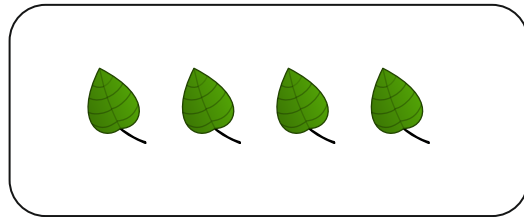

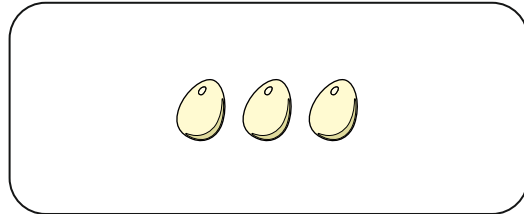
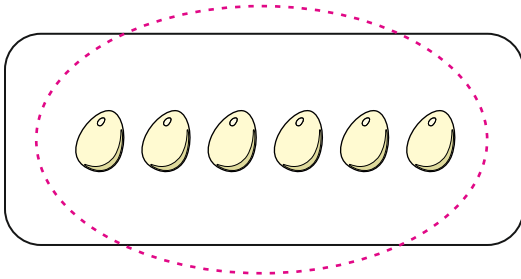
| | | |
|---|-----|---|
| 2 | ___ | 4 |
|---|-----|---|


| | | |
|---|-----|---|
| 1 | ___ | 3 |
|---|-----|---|

| | | |
|---|-----|---|
| 5 | ___ | 7 |
|---|-----|---|



Encircle the box which has more objects.





Comparing Numbers

Encircle the greater number.

3 , 5

4 , 9

6 , 3

6 , 9

5 , 2

1 , 4

8 , 9

7 , 2

4 , 8

Encircle the smaller number.

3 , 1

6 , 4

5 , 2

4 , 5


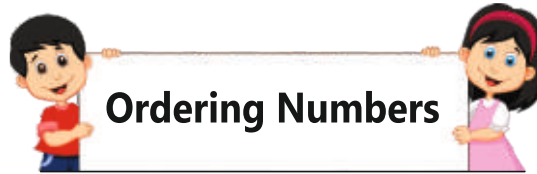
2 , 6

3 , 8

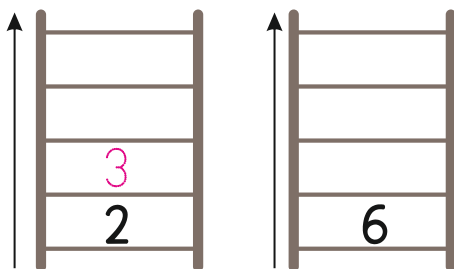
7 , 9

9 , 6

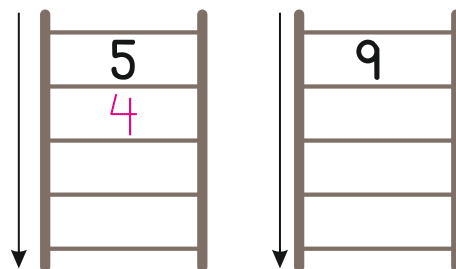
7 , 8

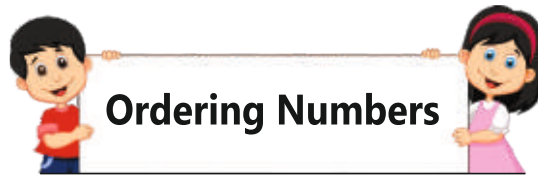


Count forward and write the numbers.



Count backwards and write the numbers.





Write the numbers in increasing order.

3 , 1 , 5 1 3 5

5 , 9 , 6 _____ _____ _____

4 , 7 , 2 _____ _____ _____

Write the numbers in decreasing order.

4 , 1 , 2 4 2 1

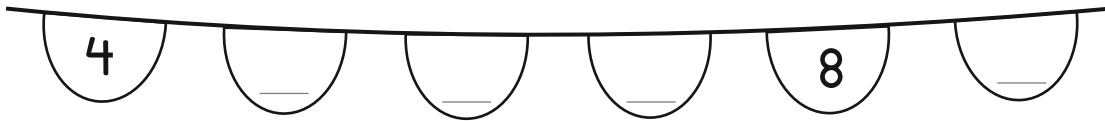
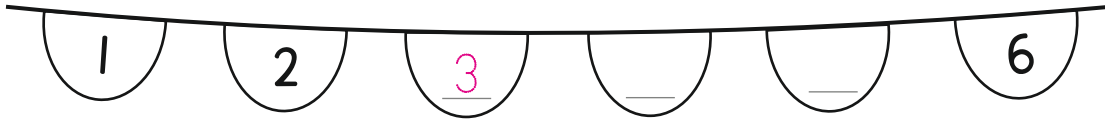
8 , 9 , 3 _____ _____ _____

6 , 7 , 5 _____ _____ _____

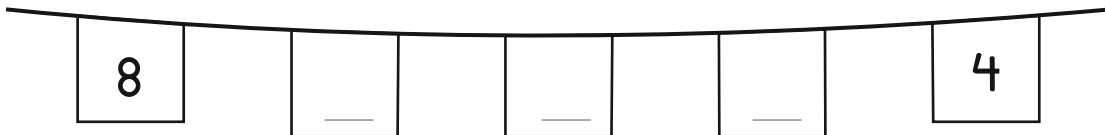
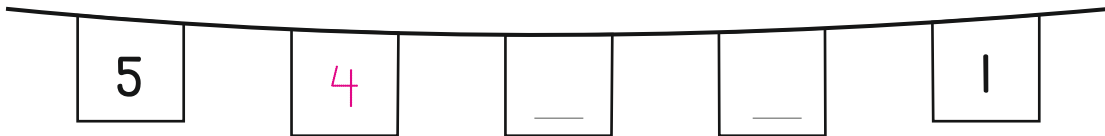
Date _____



Count forward and write the number.



Count backwards and write the number.



Write the missing numbers.

_____ 4

_____ 5

_____ 7

1 _____ 3

3 _____ 5



6 _____ 8

2 _____

6 _____

8 _____

Signature _____




0




5



3




5




0




2



4


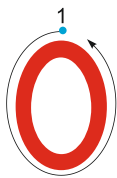


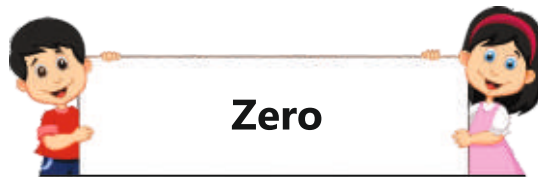
3





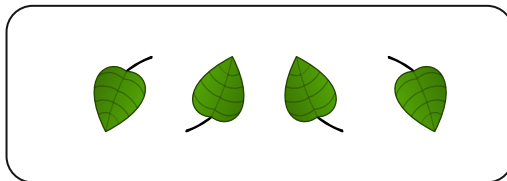

0

Join the dots and write the number.





Count the objects and match with the correct number.




5

6

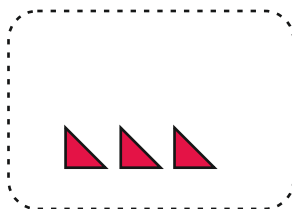
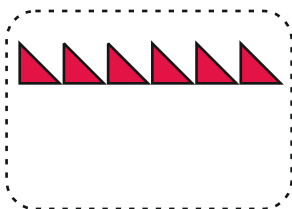
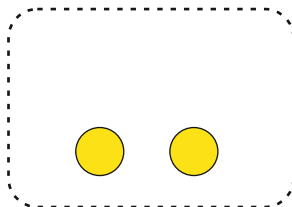
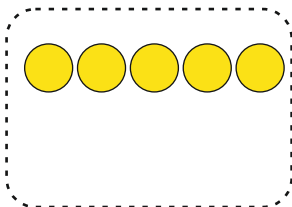
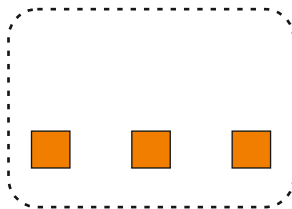
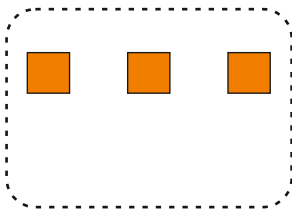
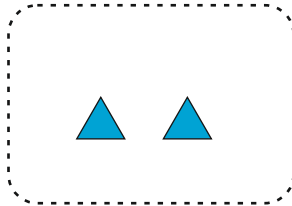
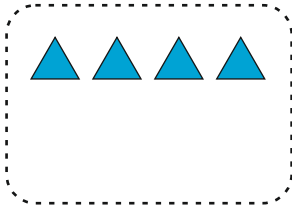
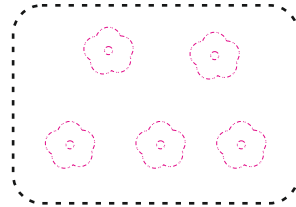


4


0

7



Count the objects. Add and draw the total objects.





Count the objects. Write the number and add.

$$\begin{array}{r} \boxed{3} \text{ ☆☆☆} \\ + \boxed{1} \text{ ☆} \\ \hline \boxed{4} \text{ ☆☆☆☆} \end{array}$$


$$\begin{array}{r} \boxed{} \text{ 🍌🍌🍌🍌🍌} \\ + \boxed{} \text{ 🍌🍌🍌🍌} \\ \hline \boxed{} \text{ 🍌🍌🍌🍌🍌🍌🍌🍌🍌} \end{array}$$

$$\begin{array}{r} \boxed{} \text{ 🦋🦋🦋} \\ + \boxed{} \text{ 🦋🦋} \\ \hline \boxed{} \text{ 🦋🦋🦋🦋🦋🦋} \end{array}$$

$$\begin{array}{r} \boxed{} \text{ 🍓🍓🍓🍓} \\ + \boxed{} \text{ 🍓🍓🍓} \\ \hline \boxed{} \text{ 🍓🍓🍓🍓🍓🍓🍓🍓} \end{array}$$

$$\begin{array}{r} \boxed{} \text{ 🍊🍊🍊} \\ + \boxed{} \text{ 🍊🍊🍊} \\ \hline \boxed{} \text{ 🍊🍊🍊🍊🍊🍊} \end{array}$$

$$\begin{array}{r} \boxed{} \text{ 🍏🍏🍏🍏🍏🍏} \\ + \boxed{} \text{ 🍏🍏} \\ \hline \boxed{} \text{ 🍏🍏🍏🍏🍏🍏🍏🍏} \end{array}$$



Draw lines and add the numbers.

$$\begin{array}{r} 3 \quad /// \\ + 2 \quad // \\ \hline 5 \quad ///// \end{array}$$

$$\begin{array}{r} 4 \\ + 1 \\ \hline \end{array}$$

$$\begin{array}{r} 3 \\ + 4 \\ \hline \end{array}$$

$$\begin{array}{r} 4 \\ + 2 \\ \hline \end{array}$$

$$\begin{array}{r} 5 \\ + 3 \\ \hline \end{array}$$

$$\begin{array}{r} 3 \\ + 3 \\ \hline \end{array}$$

$$\begin{array}{r} 7 \\ + 2 \\ \hline \end{array}$$


$$\begin{array}{r} 8 \\ + 1 \\ \hline \end{array}$$

$$\begin{array}{r} 2 \\ + 5 \\ \hline \end{array}$$

$$\begin{array}{r} 5 \\ + 4 \\ \hline \end{array}$$

$$\begin{array}{r} 6 \\ + 2 \\ \hline \end{array}$$

$$\begin{array}{r} 3 \\ + 6 \\ \hline \end{array}$$



Draw lines and add the numbers.

III II IIIII

$$3 + 2 = 5$$

$$2 + 1 =$$

$$4 + 2 =$$

$$5 + 1 =$$

$$4 + 3 =$$

$$3 + 3 =$$

$$6 + 1 =$$

$$8 + 1 =$$

$$7 + 2 =$$

$$3 + 6 =$$

Date _____



Add the numbers.

$$\begin{array}{r} 5 \text{ // // // } \\ + 3 \text{ // } \\ \hline \end{array}$$

$$\begin{array}{r} 2 \\ + 2 \\ \hline \end{array}$$

$$\begin{array}{r} 4 \\ + 2 \\ \hline \end{array}$$

$$\begin{array}{r} 7 \\ + 1 \\ \hline 8 \end{array}$$

$$\begin{array}{r} 3 \\ + 6 \\ \hline \end{array}$$

$$\begin{array}{r} 1 \\ + 8 \\ \hline \end{array}$$

Count the objects, add them and encircle the correct number.



3

+



2

=

5

,

8

,

3



+



=

4

,

7

,

8



+



=

3

,

5

,

8



+



=

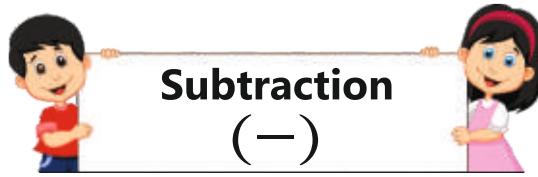
9

,

2

,

7



Cross the objects and subtract the numbers.

$$\begin{array}{r} 4 \text{ 🍌 🍌 🍌 🍌} \\ - 2 \\ \hline 2 \\ \hline \end{array}$$

$$\begin{array}{r} 5 \text{ 🍎 🍎 🍎 🍎 🍎} \\ - 2 \\ \hline \\ \hline \end{array}$$

$$\begin{array}{r} 8 \text{ 🐝 🐝 🐝 🐝 🐝 🐝 🐝 🐝} \\ - 4 \\ \hline \\ \hline \end{array}$$


$$\begin{array}{r} 6 \text{ 🍆 🍆 🍆 🍆 🍆 🍆} \\ - 3 \\ \hline \\ \hline \end{array}$$

$$\begin{array}{r} 7 \text{ 🍬 🍬 🍬 🍬 🍬 🍬 🍬} \\ - 5 \\ \hline \\ \hline \end{array}$$

$$\begin{array}{r} 7 \text{ 🌿 🌿 🌿 🌿 🌿 🌿 🌿} \\ - 4 \\ \hline \\ \hline \end{array}$$

$$\begin{array}{r} 8 \text{ 🥚 🥚 🥚 🥚 🥚 🥚 🥚 🥚} \\ - 5 \\ \hline \\ \hline \end{array}$$

$$\begin{array}{r} 9 \text{ 🍎 🍎 🍎 🍎 🍎 🍎 🍎 🍎 🍎} \\ - 3 \\ \hline \\ \hline \end{array}$$



Subtract the numbers.

$$\begin{array}{r} 5 \\ - 2 \\ \hline 3 \end{array}$$

$$\begin{array}{r} 4 \\ - 2 \\ \hline \end{array}$$

$$\begin{array}{r} 3 \\ - 2 \\ \hline \end{array}$$

$$\begin{array}{r} 4 \\ - 3 \\ \hline \end{array}$$

$$\begin{array}{r} 7 \\ - 1 \\ \hline \end{array}$$

$$\begin{array}{r} 6 \\ - 4 \\ \hline \end{array}$$

$$\begin{array}{r} 6 \\ - 2 \\ \hline \end{array}$$


$$\begin{array}{r} 8 \\ - 5 \\ \hline \end{array}$$

$$\begin{array}{r} 7 \\ - 5 \\ \hline \end{array}$$

$$\begin{array}{r} 8 \\ - 6 \\ \hline \end{array}$$

$$\begin{array}{r} 9 \\ - 3 \\ \hline \end{array}$$

$$\begin{array}{r} 8 \\ - 2 \\ \hline \end{array}$$



Subtract the numbers.



$$5 - 2 = 3$$

$$6 - 4 =$$

$$9 - 4 =$$


$$7 - 4 =$$

$$6 - 2 =$$

$$5 - 3 =$$

$$7 - 2 =$$

$$9 - 5 =$$



Write the numbers, subtract and encircle the correct number.



$$\boxed{5} - 2 = 4, \text{ } \boxed{3}, 1$$



$$\boxed{} - 3 = 3, 9, 6$$



$$\boxed{} - 5 = 6, 3, 4$$

Write the numbers and subtract.



$$7 - \boxed{3} = \boxed{}$$



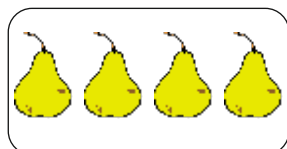
$$8 - \boxed{} = \boxed{}$$



Addition and Subtraction of Zero




Add the numbers.



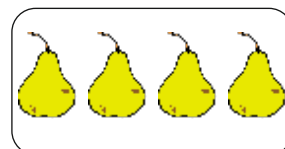
4

+



0

=



4



3

+



0

=



9

+



0

=



5

+




0

=




Subtract the numbers.




2

—



0

=



2



7

—



0

=



6

—



0

=



8

—



0

=



Date _____



Draw lines and add.



$$3 + 2 = \boxed{5}$$

$$4 + 3 = \boxed{}$$

$$7 + 0 = \boxed{}$$

$$6 + 3 = \boxed{}$$

$$\begin{array}{r} 3 \\ + 5 \\ \hline \\ \hline \end{array}$$

$$\begin{array}{r} 7 \\ + 2 \\ \hline \\ \hline \end{array}$$

$$\begin{array}{r} 5 \\ + 4 \\ \hline \\ \hline \end{array}$$

Draw lines and subtract.



$$5 - 3 = \boxed{2}$$

$$8 - 4 = \boxed{}$$


$$9 - 5 = \boxed{}$$

$$6 - 0 = \boxed{}$$

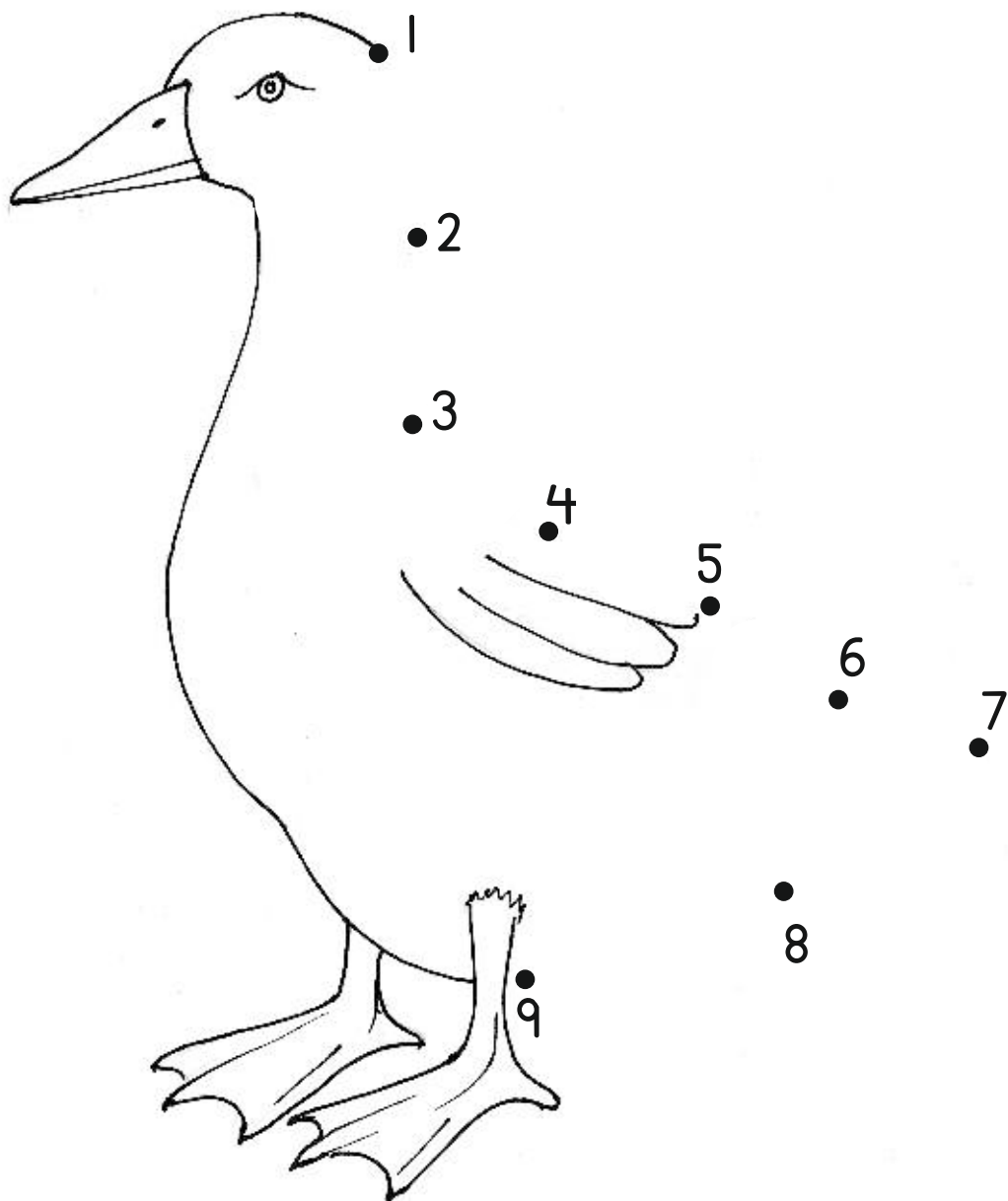
$$\begin{array}{r} 7 \\ - 5 \\ \hline \\ \hline \end{array}$$

$$\begin{array}{r} 6 \\ - 4 \\ \hline \\ \hline \end{array}$$


$$\begin{array}{r} 9 \\ - 3 \\ \hline \\ \hline \end{array}$$




Join the numbers in correct order and complete the picture.

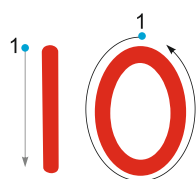




| Tens | Ones | |
|------|------|---|
| | 1 | |
| | 2 | |
| | 3 | |
| | 4 | |
| | 5 | |
| | 6 | |
| | 7 | |
| | 8 | |
| | 9 | |
| 1 | 0 |  |



10




Join the dots and write the number.









Write the number and draw lines in the given space.





| | |
|--|---|
| | / |
| | |
| | |
| | |
| | |
| | |
| | |
| | |
| | |
| | |
| | |




Count sticks and bundles. Read tens and ones.






| Sticks and Bundles | Ten | Ones | Number |
|---|-----|------|--------|
|  | 1 | 0 | 10 |
|  | 1 | 1 | 11 |
|  | 1 | 2 | 12 |
|  | 1 | 3 | 13 |
|  | 1 | 4 | 14 |
|  | 1 | 5 | 15 |

Count sticks and bundles. Write tens and ones.





| Sticks and Bundles | Ten | Ones | Number |
|---|-----|------|--------|
|  | 1 | 1 | 11 |
|  | | | |
|  | | | |
|  | | | |




Count sticks and bundles. Read tens and ones.






| Sticks and Bundles | Tens | Ones | Number |
|---|------|------|--------|
|  | 1 | 6 | 16 |
|  | 1 | 7 | 17 |
|  | 1 | 8 | 18 |
|  | 1 | 9 | 19 |
|  | 2 | 0 | 20 |

Count sticks and bundles. Write tens and ones.





| Sticks and Bundles | Tens | Ones | Number |
|---|------|------|--------|
|  | 1 | 6 | 16 |
|  | | | |
|  | | | |
|  | | | |




Count sticks and bundles. Read tens and ones.






| Sticks and Bundles | Tens | Ones | Number |
|---|------|------|--------|
|  | 2 | 1 | 21 |
|  | 2 | 2 | 22 |
|  | 2 | 3 | 23 |
|  | 2 | 4 | 24 |
|  | 2 | 5 | 25 |

Count sticks and bundles. Write tens and ones.





| Sticks and Bundles | Tens | Ones | Number |
|---|------|------|--------|
|  | 2 | 1 | 21 |
|  | | | |
|  | | | |
|  | | | |




Count sticks and bundles. Read tens and ones.

| Sticks and Bundles | Tens | Ones | Number |
|---|------|------|--------|
|  | 2 | 6 | 26 |
|  | 2 | 7 | 27 |
|  | 2 | 8 | 28 |
|  | 2 | 9 | 29 |
|  | 3 | 0 | 30 |

Count sticks and bundles. Write tens and ones.

| Sticks and Bundles | Tens | Ones | Number |
|---|------|------|--------|
|  | 2 | 8 | 28 |
|  | | | |
|  | | | |
|  | | | |






Read and write the number.

| | | | | | |
|-----------|----|----|--------------|----|--|
| Ten | 10 | 10 | Twenty | 20 | |
| Eleven | 11 | | Twenty one | 21 | |
| Twelve | 12 | | Twenty two | 22 | |
| Thirteen | 13 | | Twenty three | 23 | |
| Fourteen | 14 | | Twenty four | 24 | |
| Fifteen | 15 | | Twenty five | 25 | |
| Sixteen | 16 | | Twenty six | 26 | |
| Seventeen | 17 | | Twenty seven | 27 | |
| Eighteen | 18 | | Twenty eight | 28 | |
| Nineteen | 19 | | Twenty nine | 29 | |

Date _____



Write the missing number.



Encircle the greater number.

25 , 30

1 , 29

8 , 5

11 , 7

Encircle the smaller number.

25 , 19

20 , 30

5 , 7

9 , 11

Add the numbers.

$$1 + 1 = \square$$

$$1 + 5 = \square$$

$$1 + 2 = \square$$

$$1 + 6 = \square$$


$$1 + 3 = \square$$

$$1 + 7 = \square$$






$$1 + 4 = \square$$

$$1 + 8 = \square$$





Signature _____




Count sticks and bundles. Read tens and ones.

| Sticks and Bundles | Tens | Ones | Number |
|---|------|------|--------|
|  | 3 | 1 | 31 |
|  | 3 | 2 | 32 |
|  | 3 | 3 | 33 |
|  | 3 | 4 | 34 |
|  | 3 | 5 | 35 |

Count sticks and bundles. Write tens and ones.

| Sticks and Bundles | Tens | Ones | Number |
|---|------|------|--------|
|  | 3 | 2 | 32 |
|  | | | |
|  | | | |
|  | | | |




Count sticks and bundles. Read tens and ones.


| Sticks and Bundles | Tens | Ones | Number |
|---|------|------|--------|
|  | 3 | 6 | 36 |
|  | 3 | 7 | 37 |
|  | 3 | 8 | 38 |
|  | 3 | 9 | 39 |
|  | 4 | 0 | 40 |

Count sticks and bundles. Write tens and ones.

| Sticks and Bundles | Tens | Ones | Number |
|---|------|------|--------|
|  | 3 | 6 | 36 |
|  | | | |
|  | | | |
|  | | | |



Count sticks and bundles. Read tens and ones.

| Sticks and Bundles | Tens | Ones | Number |
|---|------|------|--------|
|  | 4 | 1 | 41 |
|  | 4 | 2 | 42 |
|  | 4 | 3 | 43 |
|  | 4 | 4 | 44 |
|  | 4 | 5 | 45 |

Count sticks and bundles. Write tens and ones.

| Sticks and Bundles | Tens | Ones | Number |
|---|------|------|--------|
|  | 4 | 2 | 42 |
|  | | | |
|  | | | |
|  | | | |



Count sticks and bundles. Read tens and ones.

| Sticks and Bundles | Tens | Ones | Number |
|---|------|------|--------|
|  | 4 | 6 | 46 |
|  | 4 | 7 | 47 |
|  | 4 | 8 | 48 |
|  | 4 | 9 | 49 |
|  | 5 | 0 | 50 |

Count sticks and bundles. Write tens and ones.

| Sticks and Bundles | Tens | Ones | Number |
|---|------|------|--------|
|  | 4 | 7 | 47 |
|  | | | |
|  | | | |
|  | | | |




Read and write the numbers.

| | | | | | |
|--------------|----|----|-------------|----|--|
| Thirty | 30 | 30 | Forty | 40 | |
| Thirty one | 31 | | Forty one | 41 | |
| Thirty two | 32 | | Forty two | 42 | |
| Thirty three | 33 | | Forty three | 43 | |
| Thirty four | 34 | | Forty four | 44 | |
| Thirty five | 35 | | Forty five | 45 | |
| Thirty six | 36 | | Forty six | 46 | |
| Thirty seven | 37 | | Forty seven | 47 | |
| Thirty eight | 38 | | Forty eight | 48 | |
| Thirty nine | 39 | | Forty nine | 49 | |


Date _____

Review

Write the missing numbers.



Write the missing numbers.



Encircle the greater number.

47, 32

38, 42

16, 19

35, 26

Encircle the smaller number.

50, 30

42, 49

11, 15

29, 32

Add the numbers.

$$2 + 1 = \square$$

$$2 + 2 = \square$$

$$2 + 3 = \square$$

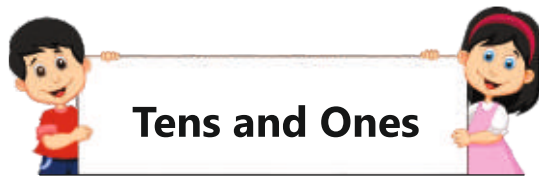
$$2 + 4 = \square$$










$$2 + 5 = \square$$

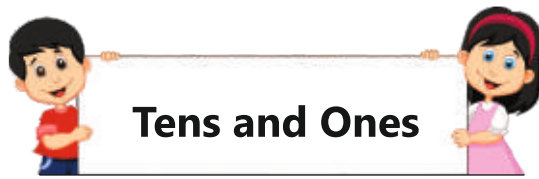
$$2 + 6 = \square$$

$$2 + 7 = \square$$

Signature _____












| Bundles | Number |
|--|--------|
|  | 10 |
|  | 20 |
|  | 30 |
|  | 40 |
|  | 50 |
|  | 60 |
|  | 70 |
|  | 80 |
|  | 90 |








Tens and Ones

Count sticks and bundles and write the number.

| Sticks | Number |
|--|--------|
|  | 15 |
|  | |
|  | |
|  | |
|  | |
|  | |
|  | |
|  | |
|  | |




Count sticks and bundles. Read tens and ones.


| Sticks and Bundles | Tens | Ones | Number |
|---|------|------|--------|
|  | 5 | 1 | 51 |
|  | 5 | 2 | 52 |
|  | 5 | 3 | 53 |
|  | 5 | 4 | 54 |
|  | 5 | 5 | 55 |

Count sticks and bundles. Write tens and ones.

| Sticks and Bundles | Tens | Ones | Number |
|---|------|------|--------|
|  | 5 | 3 | 53 |
|  | | | |
|  | | | |
|  | | | |




Count sticks and bundles. Read tens and ones.

| Sticks and Bundles | Tens | Ones | Number |
|---|------|------|--------|
|  | 5 | 6 | 56 |
|  | 5 | 7 | 57 |
|  | 5 | 8 | 58 |
|  | 5 | 9 | 59 |
|  | 6 | 0 | 60 |

Count sticks and bundles. Write tens and ones.

| Sticks and Bundles | Tens | Ones | Number |
|---|------|------|--------|
|  | 5 | 8 | 58 |
|  | | | |
|  | | | |
|  | | | |



Count sticks and bundles. Read tens and ones.

| Sticks and Bundles | Tens | Ones | Number |
|---|------|------|--------|
|  | 6 | 1 | 61 |
|  | 6 | 2 | 62 |
|  | 6 | 3 | 63 |
|  | 6 | 4 | 64 |
|  | 6 | 5 | 65 |

Count sticks and bundles. Write tens and ones.

| Sticks and Bundles | Tens | Ones | Number |
|---|------|------|--------|
|  | 6 | 4 | 64 |
|  | | | |
|  | | | |
|  | | | |



Count sticks and bundles. Read tens and ones.

| Sticks and Bundles | Tens | Ones | Number |
|---|------|------|--------|
|  | 6 | 6 | 66 |
|  | 6 | 7 | 67 |
|  | 6 | 8 | 68 |
|  | 6 | 9 | 69 |
|  | 7 | 0 | 70 |

Count sticks and bundles. Write tens and ones.

| Sticks and Bundles | Tens | Ones | Number |
|---|------|------|--------|
|  | 6 | 7 | 67 |
|  | | | |
|  | | | |
|  | | | |



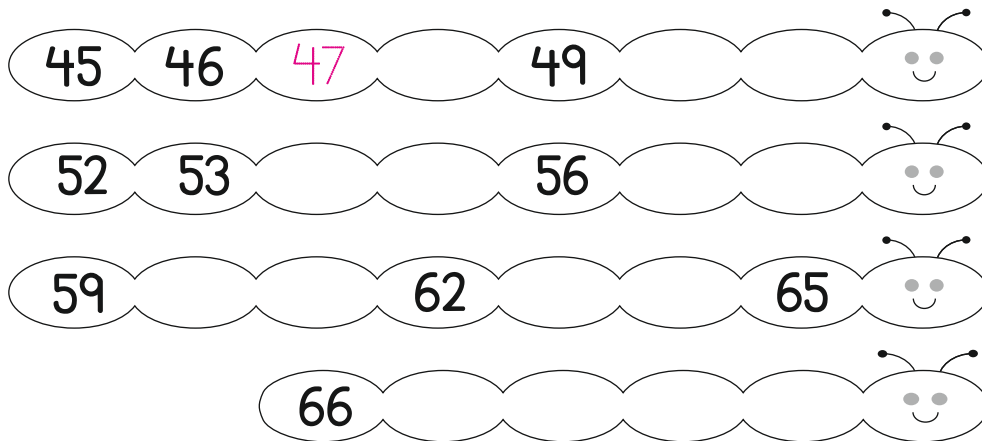
Read and write the numbers.

| | | | | | |
|-------------|----|----|-------------|----|--|
| Fifty | 50 | 50 | Sixty | 60 | |
| Fifty one | 51 | | Sixty one | 61 | |
| Fifty two | 52 | | Sixty two | 62 | |
| Fifty three | 53 | | Sixty three | 63 | |
| Fifty four | 54 | | Sixty four | 64 | |
| Fifty five | 55 | | Sixty five | 65 | |
| Fifty six | 56 | | Sixty six | 66 | |
| Fifty seven | 57 | | Sixty seven | 67 | |
| Fifty eight | 58 | | Sixty eight | 68 | |
| Fifty nine | 59 | | Sixty nine | 69 | |

Date _____



Fill in the missing numbers.



Encircle the greater number.



Encircle the smaller number.




Add the numbers.

$$\begin{array}{l} 3 + 1 = \square \\ 3 + 2 = \square \\ 3 + 3 = \square \end{array}$$

$$\begin{array}{l} 3 + 4 = \square \\ 3 + 5 = \square \\ 3 + 6 = \square \end{array}$$




Signature _____




Count sticks and bundles. Read tens and ones.

| Sticks and Bundles | Tens | Ones | Number |
|---|------|------|--------|
|  | 7 | 1 | 71 |
|  | 7 | 2 | 72 |
|  | 7 | 3 | 73 |
|  | 7 | 4 | 74 |
|  | 7 | 5 | 75 |

Count sticks and bundles. Write tens and ones.

| Sticks and Bundles | Tens | Ones | Number |
|---|------|------|--------|
|  | 7 | 5 | 75 |
|  | | | |
|  | | | |
|  | | | |




Count sticks and bundles. Read tens and ones.

| Sticks and Bundles | Tens | Ones | Number |
|--------------------|------|------|--------|
| | 7 | 6 | 76 |
| | 7 | 7 | 77 |
| | 7 | 8 | 78 |
| | 7 | 9 | 79 |
| | 8 | 0 | 80 |

Count sticks and bundles. Write tens and ones.

| Sticks and Bundles | Tens | Ones | Number |
|--------------------|------|------|--------|
| | 7 | 9 | 79 |
| | | | |
| | | | |
| | | | |




Count sticks and bundles. Read tens and ones.

| Sticks and Bundles | Tens | Ones | Number |
|--------------------|------|------|--------|
| | 8 | 1 | 81 |
| | 8 | 2 | 82 |
| | 8 | 3 | 83 |
| | 8 | 4 | 84 |
| | 8 | 5 | 85 |

Count sticks and bundles. Write tens and ones.

| Sticks and Bundles | Tens | Ones | Number |
|--------------------|------|------|--------|
| | 8 | 4 | 84 |
| | | | |
| | | | |
| | | | |




Count sticks and bundles. Read tens and ones.

| Sticks and Bundles | Tens | Ones | Number |
|--------------------|------|------|--------|
| | 8 | 6 | 86 |
| | 8 | 7 | 87 |
| | 8 | 8 | 88 |
| | 8 | 9 | 89 |
| | 9 | 0 | 90 |

Count sticks and bundles. Write tens and ones.

| Sticks and Bundles | Tens | Ones | Number |
|--------------------|------|------|--------|
| | 8 | 6 | 86 |
| | | | |
| | | | |
| | | | |




Count sticks and bundles. Read tens and ones.

| Sticks and Bundles | Tens | Ones | Number |
|--------------------|------|------|--------|
| | 9 | 1 | 91 |
| | 9 | 2 | 92 |
| | 9 | 3 | 93 |
| | 9 | 4 | 94 |
| | 9 | 5 | 95 |

Count sticks and bundles. Write tens and ones.

| Sticks and Bundles | Tens | Ones | Number |
|--------------------|------|------|--------|
| | 9 | 1 | 91 |
| | | | |
| | | | |
| | | | |



Count sticks and bundles. Read tens and ones.

| Sticks and Bundles | Tens | Ones | Number |
|--------------------|------|------|--------|
| | 9 | 6 | 96 |
| | 9 | 7 | 97 |
| | 9 | 8 | 98 |
| | 9 | 9 | 99 |

Count sticks and bundles. Write tens and ones.

| Sticks and Bundles | Tens | Ones | Number |
|--------------------|------|------|--------|
| | 9 | 9 | 99 |
| | | | |
| | | | |
| | | | |



Numbers 70 to 99


Read and write the numbers.

| | | | | | | | | |
|---------------|----|----|--------------|----|--|--------------|----|--|
| Seventy | 70 | 70 | Eighty | 80 | | Ninety | 90 | |
| Seventy one | 71 | | Eighty one | 81 | | Ninety one | 91 | |
| Seventy two | 72 | | Eighty two | 82 | | Ninety two | 92 | |
| Seventy three | 73 | | Eighty three | 83 | | Ninety three | 93 | |
| Seventy four | 74 | | Eighty four | 84 | | Ninety four | 94 | |
| Seventy five | 75 | | Eighty five | 85 | | Ninety five | 95 | |
| Seventy six | 76 | | Eighty six | 86 | | Ninety six | 96 | |
| Seventy seven | 77 | | Eighty seven | 87 | | Ninety seven | 97 | |
| Seventy eight | 78 | | Eighty eight | 88 | | Ninety eight | 98 | |
| Seventy nine | 79 | | Eighty nine | 89 | | Ninety nine | 99 | |


Date _____

Review

Write the missing numbers.



Write the missing numbers.



Encircle the greater number.



Encircle the smaller number.



Add the numbers.

$$\begin{array}{rcl} 4 + 1 & = & \square \\ 4 + 2 & = & \square \\ 4 + 3 & = & \square \end{array}$$


$$\begin{array}{rcl} 4 + 4 & = & \square \\ 4 + 5 & = & \square \end{array}$$

Signature _____



Tens and Ones

43



Tens

Ones

4

3

Read tens and ones. Write the number.

| Tens | Ones |
|--|------|
| 3 | 3 |
| <div style="border: 1px solid black; padding: 2px; display: inline-block;">3 3</div> | |

| Tens | Ones |
|---|------|
| 8 | 5 |
| <div style="border: 1px solid black; height: 20px; width: 100%;"></div> | |

| Tens | Ones |
|---|------|
| 7 | 9 |
| <div style="border: 1px solid black; height: 20px; width: 100%;"></div> | |











Read the number. Write tens and ones.

| Tens | Ones |
|---|------|
| 2 | 8 |
| <div style="border: 1px solid black; padding: 2px; display: inline-block;">28</div> | |

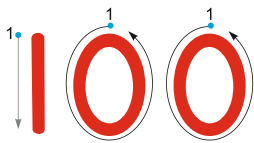
| Tens | Ones |
|---|------|
| | |
| <div style="border: 1px solid black; padding: 2px; display: inline-block;">65</div> | |

| Tens | Ones |
|---|------|
| | |
| <div style="border: 1px solid black; padding: 2px; display: inline-block;">70</div> | |



| Bundles | Number |
|--|--------|
|  | 10 |
|  | 20 |
|  | 30 |
|  | 40 |
|  | 50 |
|  | 60 |
|  | 70 |
|  | 80 |
|  | 90 |
|  | 100 |

Join the dots and write the number.





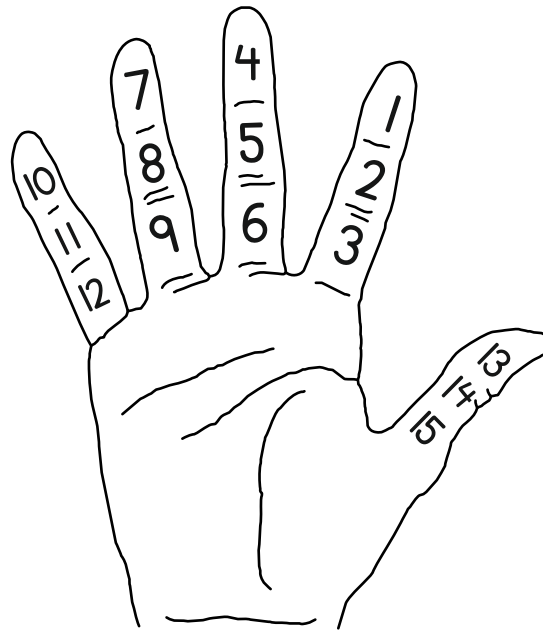
Number Chart

Write the missing numbers.

| | | | | | | | | | |
|----|----|----|----|----|----|----|----|----|----|
| 1 | 2 | 3 | | 5 | 6 | | 8 | | 10 |
| | 12 | | 14 | | 16 | 17 | | 19 | |
| 21 | | 23 | | 25 | | | 28 | | 30 |
| | 32 | | 34 | | 36 | 37 | | 39 | 40 |
| 41 | | 43 | | | 46 | 47 | | | |
| 51 | | 53 | 54 | | 56 | | 58 | | 60 |
| 61 | | | 64 | | 66 | 67 | 68 | | |
| 71 | | 73 | | 75 | | | 78 | | 80 |
| 81 | | 83 | | | 86 | | | 89 | 90 |
| | 92 | 93 | | | 96 | 97 | | 99 | |



Read the numbers.



Draw your hand in the space given below and write the numbers.



Addition and Subtraction



Count on fingers and add the numbers.

$$\begin{array}{r} 2 \\ + 4 \\ \hline 6 \\ \hline \end{array}$$

$$\begin{array}{r} 3 \\ + 1 \\ \hline \\ \hline \end{array}$$

$$\begin{array}{r} 4 \\ + 3 \\ \hline \\ \hline \end{array}$$

$$\begin{array}{r} 5 \\ + 2 \\ \hline \\ \hline \end{array}$$

$$\begin{array}{r} 6 \\ + 1 \\ \hline \\ \hline \end{array}$$

$$\begin{array}{r} 2 \\ + 7 \\ \hline \\ \hline \end{array}$$

$$\begin{array}{r} 3 \\ + 3 \\ \hline \\ \hline \end{array}$$

$$\begin{array}{r} 4 \\ + 1 \\ \hline \\ \hline \end{array}$$

$$\begin{array}{r} 5 \\ + 4 \\ \hline \\ \hline \end{array}$$

$$\begin{array}{r} 6 \\ + 3 \\ \hline \\ \hline \end{array}$$

Count on fingers and subtract the numbers.

$$\begin{array}{r} 8 \\ - 2 \\ \hline 6 \\ \hline \end{array}$$

$$\begin{array}{r} 5 \\ - 1 \\ \hline \\ \hline \end{array}$$

$$\begin{array}{r} 7 \\ - 3 \\ \hline \\ \hline \end{array}$$

$$\begin{array}{r} 9 \\ - 4 \\ \hline \\ \hline \end{array}$$

$$\begin{array}{r} 6 \\ - 5 \\ \hline \\ \hline \end{array}$$


$$\begin{array}{r} 8 \\ - 4 \\ \hline \\ \hline \end{array}$$

$$\begin{array}{r} 5 \\ - 3 \\ \hline \\ \hline \end{array}$$

$$\begin{array}{r} 4 \\ - 2 \\ \hline \\ \hline \end{array}$$






$$\begin{array}{r} 9 \\ - 6 \\ \hline \\ \hline \end{array}$$




$$\begin{array}{r} 7 \\ - 1 \\ \hline \\ \hline \end{array}$$








Addition




Count sticks and bundles. Add the numbers.




| | Tens | Ones | |
|-------|------|---|---|
| 2 | 5 |  |  |
| + | 3 | |  |
| <hr/> | | | |
| 2 | 8 |  |  |
| <hr/> | | | |


| | Tens | Ones | |
|-------|------|---|---|
| 3 | 1 |  |  |
| + | 4 | |  |
| <hr/> | | | |
| <hr/> | | | |

| | Tens | Ones | |
|-------|------|--|---|
| 1 | 4 |  |  |
| + | 5 | |  |
| <hr/> | | | |
| <hr/> | | | |

| | Tens | Ones | |
|-------|------|--|---|
| 4 | 0 |  | |
| + | 2 | |  |
| <hr/> | | | |
| <hr/> | | | |

| | Tens | Ones | |
|-------|------|---|---|
| 2 | 2 |  |  |
| + | 7 | |  |
| <hr/> | | | |
| <hr/> | | | |

| | Tens | Ones | |
|-------|------|---|---|
| 3 | 3 |  |  |
| + | 5 | |  |
| <hr/> | | | |
| <hr/> | | | |



Addition

Add the numbers.

| | Tens | Ones |
|-------|------|------|
| | 1 | 1 |
| + | | 7 |
| <hr/> | | |
| <hr/> | | |

| | Tens | Ones |
|-------|------|------|
| | 3 | 4 |
| + | | 3 |
| <hr/> | | |
| <hr/> | | |

| | Tens | Ones |
|-------|------|------|
| | 2 | 1 |
| + | | 5 |
| <hr/> | | |
| <hr/> | | |

| | Tens | Ones |
|-------|------|------|
| | 4 | 5 |
| + | | 4 |
| <hr/> | | |
| <hr/> | | |

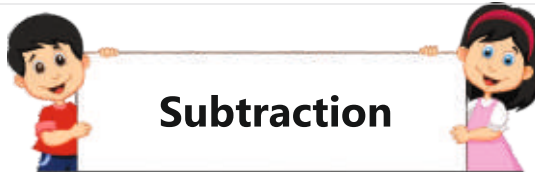
| | Tens | Ones |
|-------|------|------|
| | 2 | 6 |
| + | | 3 |
| <hr/> | | |
| <hr/> | | |

| | Tens | Ones |
|-------|------|------|
| | 3 | 8 |
| + | | 1 |
| <hr/> | | |
| <hr/> | | |

| | Tens | Ones |
|-------|------|------|
| | 4 | 0 |
| + | | 6 |
| <hr/> | | |
| <hr/> | | |

| | Tens | Ones |
|-------|------|------|
| | 8 | 3 |
| + | | 2 |
| <hr/> | | |
| <hr/> | | |

| | Tens | Ones |
|-------|------|------|
| | 3 | 6 |
| + | | 3 |
| <hr/> | | |
| <hr/> | | |



Subtraction

Subtract the numbers.

| | | | |
|---|------|------|--|
| | Tens | Ones | |
| | 2 | 7 | |
| — | 2 | | |
| — | 2 | 5 | |


| | | | |
|---|------|------|--|
| | Tens | Ones | |
| | 3 | 5 | |
| — | 2 | | |
| — | | | |

| | | | |
|---|------|------|--|
| | Tens | Ones | |
| | 1 | 9 | |
| — | 5 | | |
| — | | | |

| | | | |
|---|------|------|--|
| | Tens | Ones | |
| | 3 | 6 | |
| — | 2 | | |
| — | | | |

| | | | |
|---|------|------|--|
| | Tens | Ones | |
| | 2 | 6 | |
| — | 4 | | |
| — | | | |

| | | | |
|---|------|------|--|
| | Tens | Ones | |
| | 3 | 3 | |
| — | 3 | | |
| — | | | |



Subtraction

Subtract the numbers.

| | Tens | Ones |
|-------|------|------|
| | 1 | 9 |
| — | | 3 |
| <hr/> | | |
| <hr/> | | |

| | Tens | Ones |
|-------|------|------|
| | 1 | 7 |
| — | | 4 |
| <hr/> | | |
| <hr/> | | |

| | Tens | Ones |
|-------|------|------|
| | 5 | 9 |
| — | | 8 |
| <hr/> | | |
| <hr/> | | |

| | Tens | Ones |
|-------|------|------|
| | 1 | 6 |
| — | | 5 |
| <hr/> | | |
| <hr/> | | |

| | Tens | Ones |
|-------|------|------|
| | 5 | 6 |
| — | | 4 |
| <hr/> | | |
| <hr/> | | |

| | Tens | Ones |
|-------|------|------|
| | 7 | 8 |
| — | | 2 |
| <hr/> | | |
| <hr/> | | |

| | Tens | Ones |
|-------|------|------|
| | 9 | 7 |
| — | | 3 |
| <hr/> | | |
| <hr/> | | |




| | Tens | Ones |
|-------|------|------|
| | 8 | 8 |
| — | | 8 |
| <hr/> | | |
| <hr/> | | |

| | Tens | Ones |
|-------|------|------|
| | 6 | 9 |
| — | | 5 |
| <hr/> | | |
| <hr/> | | |






Addition of Tens

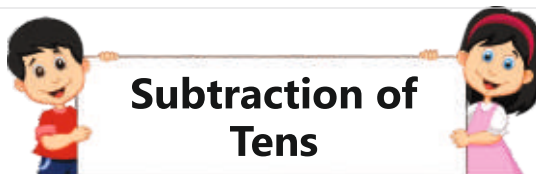
Add the numbers.

| | Tens | Ones | |
|-------|------|------|---|
| | 3 | 0 |  |
| + | 2 | 0 |  |
| <hr/> | | | |
| | 5 | 0 |  |

| | Tens | Ones | |
|-------|------|------|--|
| | 4 | 0 |  |
| + | 3 | 0 |  |
| <hr/> | | | |
| | | |  |



| | Tens | Ones | |
|-------|------|------|--|
| | 7 | 0 |  |
| + | 2 | 0 |  |
| <hr/> | | | |
| | | | |

| | Tens | Ones | |
|-------|------|------|---|
| | 5 | 0 |  |
| + | 4 | 0 |  |
| <hr/> | | | |
| | | | |



Subtraction of Tens

Subtract the numbers.

| | Tens | Ones | |
|---|------|------|---|
| | 3 | 0 |  |
| — | 2 | 0 | |
| | 1 | 0 |  |

| | Tens | Ones | |
|---|------|------|--|
| | 5 | 0 |  |
| — | 2 | 0 | |
| | | | |

| | Tens | Ones | |
|---|------|------|--|
| | 6 | 0 |  |
| — | 3 | 0 | |
| | | | |

| | Tens | Ones | |
|---|------|------|--|
| | 9 | 0 |  |
| — | 4 | 0 | |
| | | | |



Addition

Add the numbers.

| | Tens | Ones |
|-------|------|------|
| | 1 | 6 |
| + | 1 | 3 |
| <hr/> | | |
| <hr/> | | |

| | Tens | Ones |
|-------|------|------|
| | 2 | 5 |
| + | 1 | 2 |
| <hr/> | | |
| <hr/> | | |

| | Tens | Ones |
|-------|------|------|
| | 3 | 8 |
| + | 2 | 1 |
| <hr/> | | |
| <hr/> | | |

| | Tens | Ones |
|-------|------|------|
| | 5 | 6 |
| + | 3 | 0 |
| <hr/> | | |
| <hr/> | | |


| | Tens | Ones |
|-------|------|------|
| | 4 | 2 |
| + | 2 | 6 |
| <hr/> | | |
| <hr/> | | |

| | Tens | Ones |
|-------|------|------|
| | 6 | 3 |
| + | 1 | 0 |
| <hr/> | | |
| <hr/> | | |

| | Tens | Ones |
|-------|------|------|
| | 7 | 1 |
| + | 2 | 6 |
| <hr/> | | |
| <hr/> | | |

| | Tens | Ones |
|-------|------|------|
| | 4 | 0 |
| + | 5 | 5 |
| <hr/> | | |
| <hr/> | | |

| | Tens | Ones |
|-------|------|------|
| | 8 | 5 |
| + | 1 | 3 |
| <hr/> | | |
| <hr/> | | |



Subtraction

Subtract the numbers.

| | Tens | Ones |
|-------|------|------|
| | 2 | 7 |
| – | 1 | 3 |
| <hr/> | | |
| | 1 | 4 |
| <hr/> | | |

| | Tens | Ones |
|-------|------|------|
| | 4 | 4 |
| – | 2 | 3 |
| <hr/> | | |
| <hr/> | | |

| | Tens | Ones |
|-------|------|------|
| | 2 | 3 |
| – | 1 | 1 |
| <hr/> | | |
| <hr/> | | |

| | Tens | Ones |
|-------|------|------|
| | 5 | 6 |
| – | 2 | 4 |
| <hr/> | | |
| <hr/> | | |

| | Tens | Ones |
|-------|------|------|
| | 6 | 7 |
| – | 3 | 5 |
| <hr/> | | |
| <hr/> | | |

| | Tens | Ones |
|-------|------|------|
| | 6 | 4 |
| – | 2 | 1 |
| <hr/> | | |
| <hr/> | | |

| | Tens | Ones |
|-------|------|------|
| | 6 | 8 |
| – | 4 | 3 |
| <hr/> | | |
| <hr/> | | |

| | Tens | Ones |
|-------|------|------|
| | 3 | 9 |
| – | 2 | 4 |
| <hr/> | | |
| <hr/> | | |

| | Tens | Ones |
|-------|------|------|
| | 7 | 2 |
| – | 4 | 0 |
| <hr/> | | |
| <hr/> | | |

Date _____



Solve the questions.

| Tens | Ones |
|-------|------|
| 2 | 8 |
| + | 3 1 |
| <hr/> | |
| <hr/> | |

| Tens | Ones |
|-------|------|
| 5 | 4 |
| + | 1 5 |
| <hr/> | |
| <hr/> | |

| Tens | Ones |
|-------|------|
| 3 | 7 |
| + | 2 2 |
| <hr/> | |
| <hr/> | |

| Tens | Ones |
|-------|------|
| 5 | 0 |
| + | 4 8 |
| <hr/> | |
| <hr/> | |

| Tens | Ones |
|-------|------|
| 6 | 0 |
| + | 3 0 |
| <hr/> | |
| <hr/> | |

| Tens | Ones |
|-------|------|
| 4 | 7 |
| + | 1 2 |
| <hr/> | |
| <hr/> | |

| Tens | Ones |
|-------|------|
| 2 | 7 |
| - | 1 6 |
| <hr/> | |
| <hr/> | |

| Tens | Ones |
|-------|------|
| 5 | 6 |
| - | 3 3 |
| <hr/> | |
| <hr/> | |

| Tens | Ones |
|-------|------|
| 6 | 0 |
| - | 4 0 |
| <hr/> | |
| <hr/> | |

| Tens | Ones |
|-------|------|
| 3 | 4 |
| - | 2 2 |
| <hr/> | |
| <hr/> | |

| Tens | Ones |
|-------|------|
| 4 | 8 |
| - | 2 5 |
| <hr/> | |
| <hr/> | |

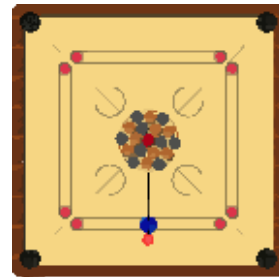
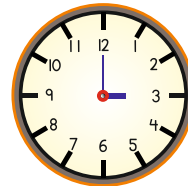
| Tens | Ones |
|-------|------|
| 9 | 5 |
| - | 8 2 |
| <hr/> | |
| <hr/> | |

Signature _____




Shapes

Match objects that have a similar shape.






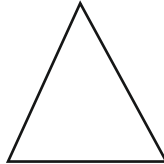
Shapes



Square



Circle



Triangle


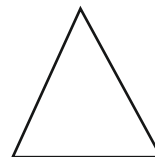
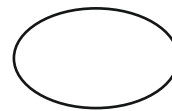
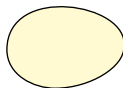


Rectangle



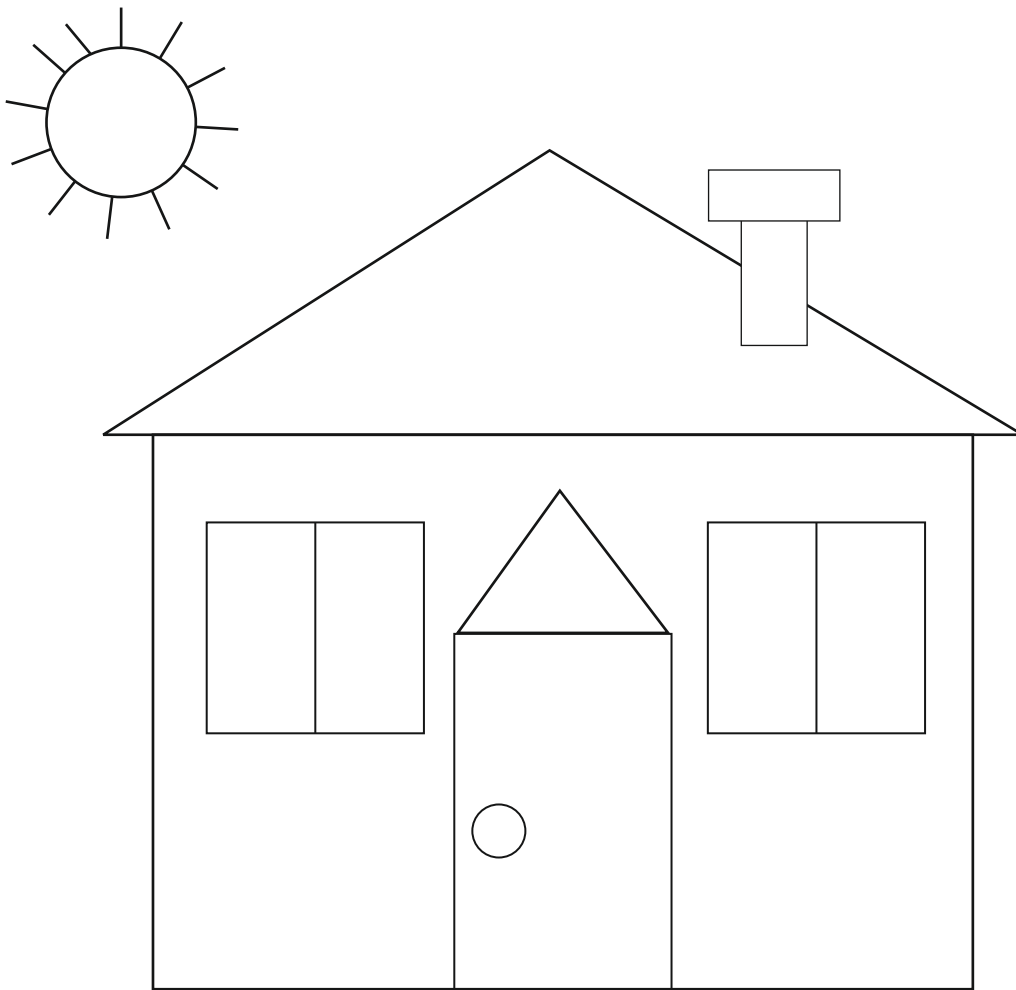
Oval

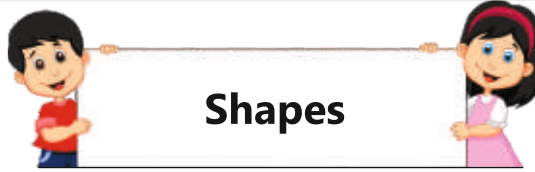
Match the objects with the correct shape.



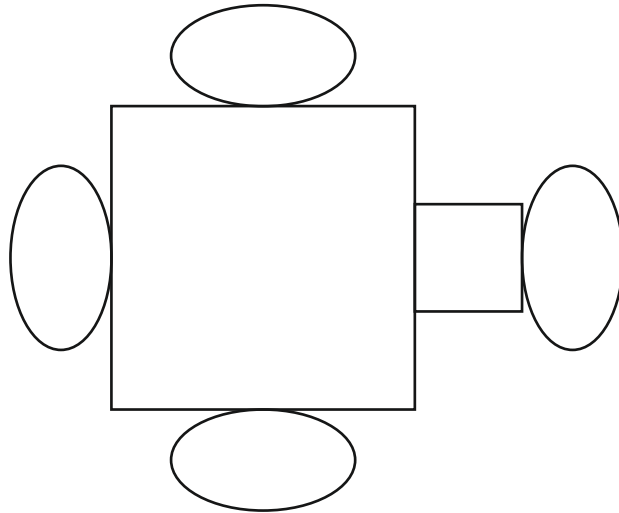


Look at the picture. Colour the circles green, rectangles red and triangles blue.




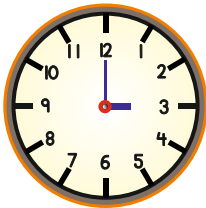
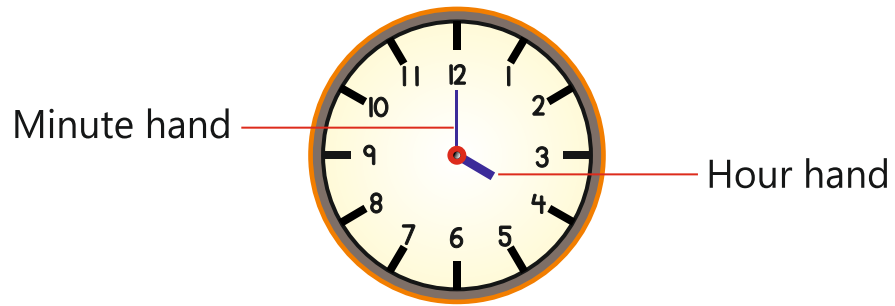


Colour the squares yellow and ovals red.

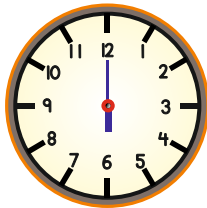


Write 1 in the circles, 2 in the squares, 3 in the triangles, 4 in rectangles and 5 in the ovals.

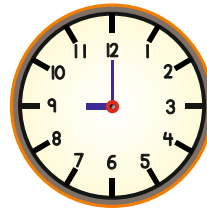




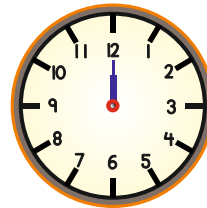
3 o' clock



6 o' clock

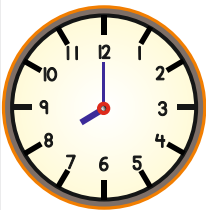


9 o' clock

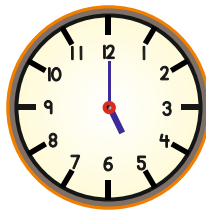


12 o' clock

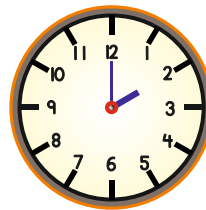
Match the clocks with the correct time.



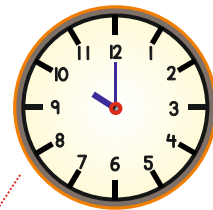
5 o' clock



8 o' clock



10 o' clock



2 o' clock

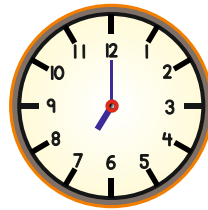


Time

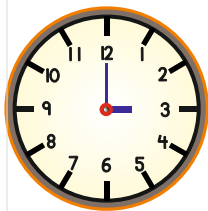
Read the time from each clock and write it.



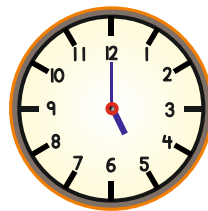
_____ o' clock



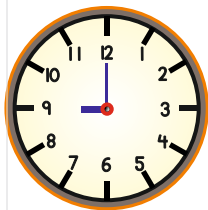
_____ o' clock



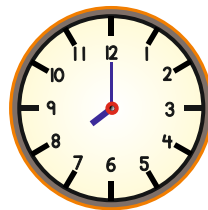
_____ o' clock



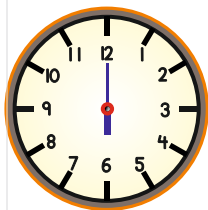
_____ o' clock



_____ o' clock



_____ o' clock



_____ o' clock



_____ o' clock



Time

Read the time from each clock.



5 o' clock

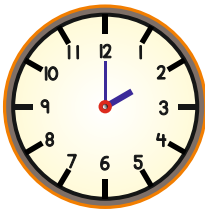


7 o' clock

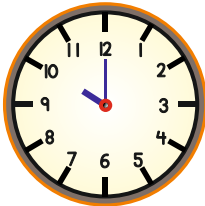
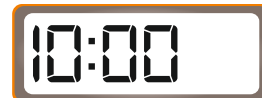


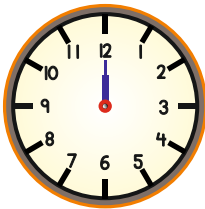
8 o' clock

Read the time from the analog clock. Match with the digital clock showing the same time.



2

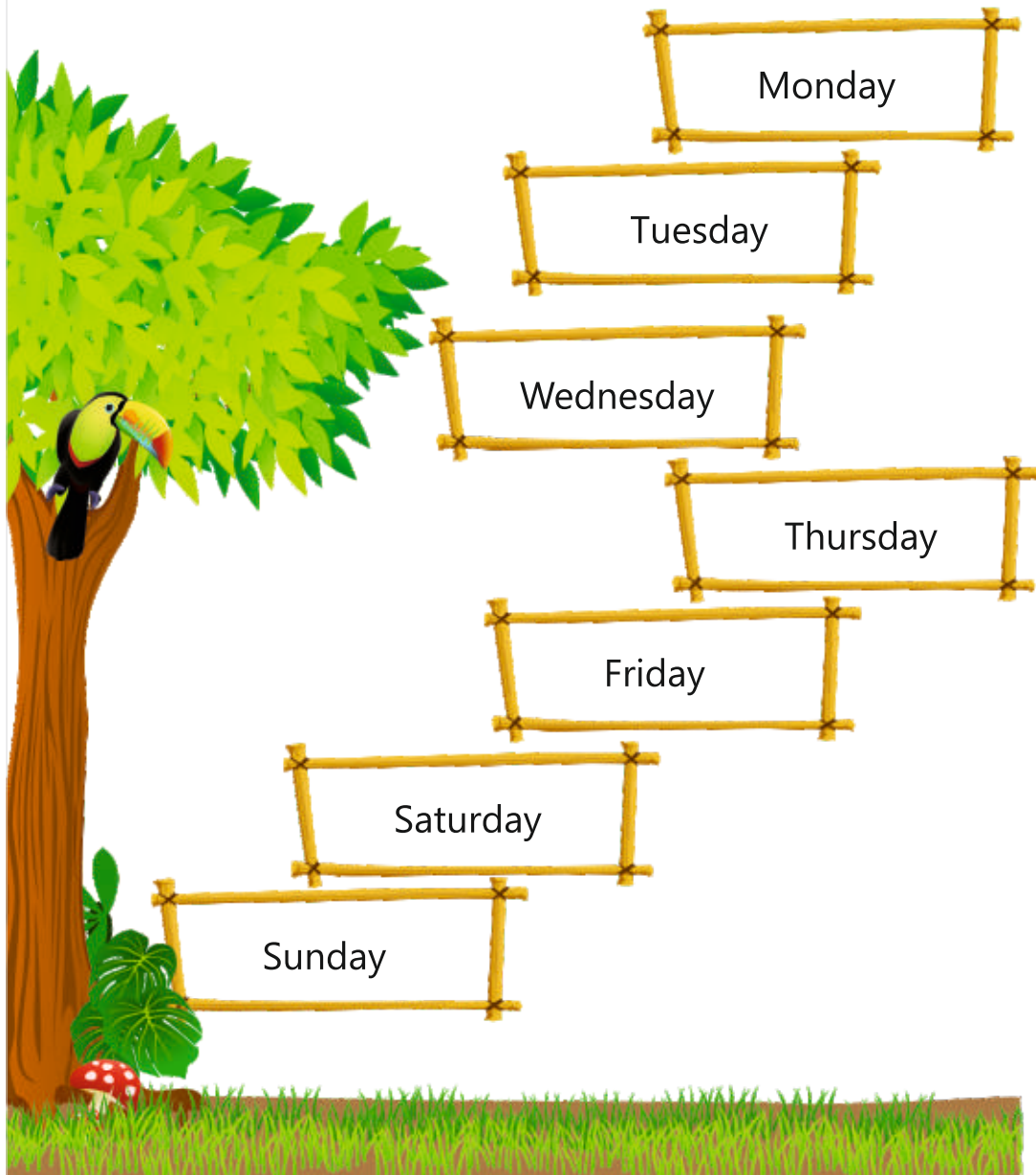









Read the days of the week.





Money

Look at the notes and coins. Read their value.



1 Rupee



2 Rupees



5 Rupees



10
Rupees



20
Rupees





50
Rupees












100
Rupees





Match the boxes that show equal amount of money.

| | |
|---|--|
|  |  |
|  |  |
|  |  |
|  |  |



Money

Tick (✓) if you can buy the object with the money given in the box.

| | |
|--|--|
|  20 Rupees | <input checked="" type="checkbox"/>  |
|  70 Rupees | <input type="checkbox"/>  |
|  30 Rupees | <input type="checkbox"/>  |
|  50 Rupees | <input type="checkbox"/>  |
|  100 Rupees | <input type="checkbox"/>  |